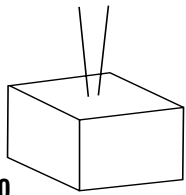


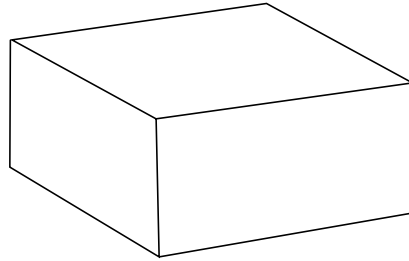


Concrete Reinforcing

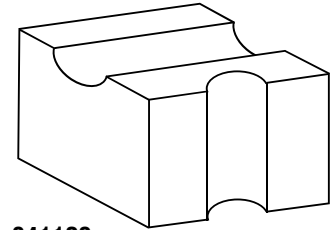
DOBIES



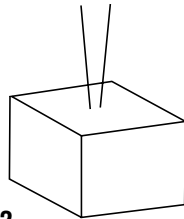
041100
2" x 2" x 1" Wire Dobie
4480 pcs/Pallet
1950 lbs./Pallet



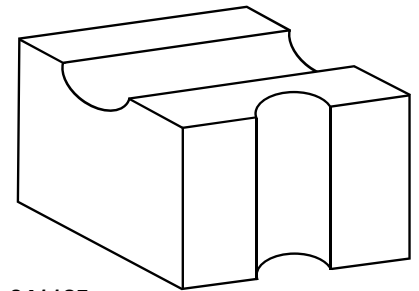
041109
3" x 5" x 5" Mason's Dobie
540 pcs/Pallet
3500 lbs./Pallet



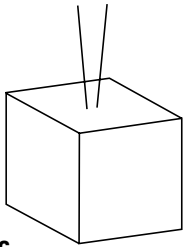
041123
1.5" x 2" Small Combo Dobie
3200 pcs/Pallet
2200 lbs./Pallet



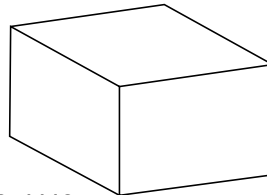
041102
2" x 2" x 1.5" Wire Dobie
3200 pcs/Pallet
1900 lbs./Pallet



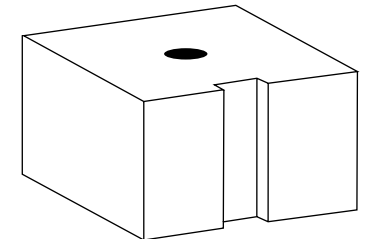
041125
2.5" x 3" x 3.5" x 4" Large Combo Dobie
1344 pcs/Pallet
3600 lbs./Pallet



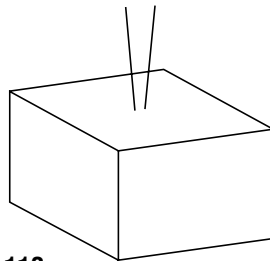
041106
2" x 2" x 2" Dobie with wire
3200 pcs/Pallet
2250 lbs./Pallet



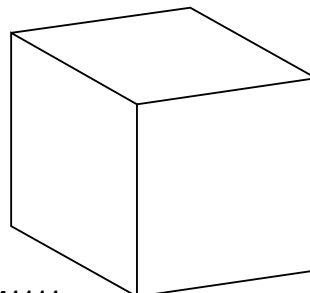
041110
3" x 2" x 3" Flattop Pool Dobie
1540 pcs/Pallet
2750 lbs./Pallet



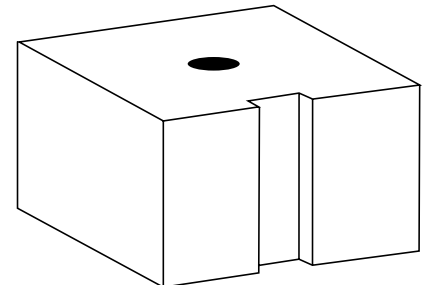
041122
3" x 3.5" x 4" Small Dowel Dobie
1296 pcs/Pallet
3700 lbs./Pallet



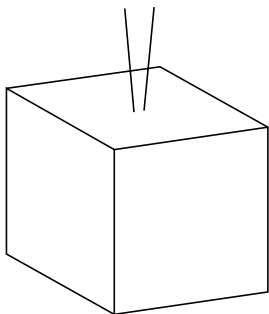
041112
3" x 2" x 3" Wire Dobie
1540 pcs/Pallet
2750 lbs./Pallet



041111
3" x 3" x 3" Cube Dobie
1176 pcs/Pallet
2800 lbs./Pallet



041124
3" x 4" x 5" Large Dowel Dobie
648 pcs/Pallet
3300 lbs./Pallet



041115
3" x 3" x 3" Wire Dobie
1078 pcs/Pallet
2800 lbs./Pallet.

DOBIES

DOBIES (CONCRETE DOBIES)

DOBIES ARE USED TO HOLD REINFORCING STEEL OR REBAR WHEN YOU ARE POURING CONCRETE. OUR DOBIES ARE MADE USING A 4000 PSI CONCRETE MIX. DOBIES WITH WIRE IN THEM WILL HAVE A LOWER PSI DUE TO THE VOIDS THAT ARE CREATED WHEN THE WIRE IS INSERTED.

WIRE DOBIES

| SKU | SIZE | TYPE | PCS./PALLET | PALLET WT./PALLET | DEPOSIT |
|--------|----------------|-----------|-------------|----------------------|---------|
| 041102 | 1.5" x 2" x 2" | WITH WIRE | 3200* | 1900 LBS. | \$10.00 |
| 041106 | 2" x 2" x 2" | WITH WIRE | 3200* | 2250 LBS. | \$10.00 |
| 041112 | 2" x 3" x 3" | WITH WIRE | 1540 | 2750 LBS. | \$10.00 |
| 041115 | 3" x 3" x 3" | WITH WIRE | 1078 | 2850 LBS. | \$10.00 |

* PACKAGED 80 PCS. PER BAG / 40 BAGS PER PALLET



- THE EMBEDDED WIRE CAN BE TWISTED TO HOLD REBAR IN PLACE

NO WIRE AND COMBO DOBIES

| SKU | SIZE | TYPE | PCS./PALLET | WT./PALLET | PALLET DEPOSIT |
|--------|-----------------------|---------|-------------|------------|-------------------|
| 041118 | 2" x 3" x 3" | NO WIRE | 1540 | 2700 LBS. | \$10.00 |
| 041121 | 3" x 3" x 3" | NO WIRE | 1176 | 3200 LBS. | \$10.00 |
| 041123 | 1" x 1.5" x 1.5" x 2" | COMBO | 3200 | 2600 LBS. | \$10.00 |
| 041125 | 2.5" x 3" x 3.5" x 4" | COMBO | 1344 | 3600 LBS. | \$10.00 |



- REBAR SITS IN "VALLEYS" MOLDED INTO THE DOBIE

ORDER NOW! 1-800-325-6851

DOBIES



FLATTOP DOBIES



• FLATTOP DOBIES ARE SUITABLE FOR STACKING



| SKU | SIZE | TYPE | PCS./PALLET | WT./PALLET | PALLET DEPOSIT |
|--------|--------------|-----------------------|-------------|------------|----------------|
| 041109 | 3" x 5" x 5" | FLATTOP MASON'S DOBIE | 540 | 3500 LBS. | \$10.00 |
| 041110 | 2" x 3" x 3" | FLATTOP POOL DOBIE | 1540 | 2750 LBS. | \$10.00 |
| 041111 | 3" x 3" x 3" | FLATTOP CUBE DOBIE | 1176 | 2800 LBS. | \$10.00 |



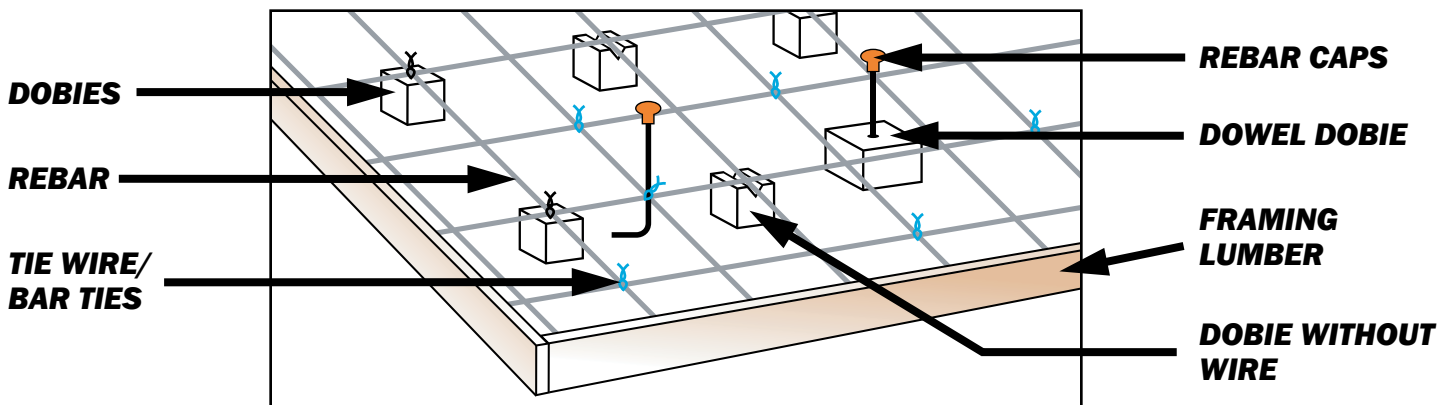
DOWEL DOBIES



• REBAR IS EASILY HELD UPRIGHT IN DOBIE



| SKU | SIZE | TYPE | PCS./PALLET | WT./PALLET | PALLET DEPOSIT |
|--------|----------------|-------------------|-------------|------------|----------------|
| 041122 | 3" x 3.5" x 4" | SMALL DOWEL DOBIE | 1296 | 3700 LBS. | \$10.00 |
| 041124 | 3" x 4" x 5" | LARGE DOWEL DOBIE | 648 | 3300 LBS. | \$10.00 |



CUT REBAR

CUT REBAR


| SKU | SIZE | LENGTH | QUANTITY | PALLET DEPOSIT |
|--------|------|--------|---------------|----------------|
| 050312 | #3 | 12" | 10 PCS./BNDL. | NONE |
| 050315 | #3 | 18" | 10 PCS./BNDL. | NONE |
| 050318 | #3 | 24" | 10 PCS./BNDL. | NONE |
| 050321 | #3 | 30" | 10 PCS./BNDL. | NONE |
| 050324 | #3 | 36" | 10 PCS./BNDL. | NONE |
| 050330 | #3 | 48" | 10 PCS./BNDL. | NONE |
| 050342 | #3 | 72" | 10 PCS./BNDL. | NONE |
| 050357 | #3 | 120" | 10 PCS./BNDL. | NONE |
| 050360 | #4 | 12" | 10 PCS./BNDL. | NONE |
| 050363 | #4 | 18" | 10 PCS./BNDL. | NONE |
| 050366 | #4 | 24" | 10 PCS./BNDL. | NONE |
| 050369 | #4 | 30" | 10 PCS./BNDL. | NONE |
| 050372 | #4 | 36" | 10 PCS./BNDL. | NONE |
| 050378 | #4 | 48" | 10 PCS./BNDL. | NONE |
| 050384 | #4 | 60" | 10 PCS./BNDL. | NONE |
| 050390 | #4 | 72" | 10 PCS./BNDL. | NONE |
| 050409 | #4 | 120" | 10 PCS./BNDL. | NONE |
| 050412 | #5 | 12" | 10 PCS./BNDL. | NONE |
| 050415 | #5 | 18" | 10 PCS./BNDL. | NONE |
| 050418 | #5 | 24" | 10 PCS./BNDL. | NONE |
| 050421 | #5 | 30" | 10 PCS./BNDL. | NONE |
| 050424 | #5 | 36" | 10 PCS./BNDL. | NONE |
| 050457 | #5 | 120" | 10 PCS./BNDL. | NONE |



**WE WILL CUT REBAR TO ANY LENGTH.
CALL FOR A QUOTE!**

ORDER NOW! 1-800-325-6851

REBAR



PENCIL ROD

| SKU | SIZE | LENGTH | QUANTITY | PALLET DEPOSIT |
|--------|------|--------|-----------------|----------------|
| 050206 | #2 | 20 FT. | 600 PCS./ BNDL. | NONE |
| 050204 | #2 | 10 FT. | 600 PCS./BNDL. | NONE |

- PENCIL ROD IS OFTEN USED BY FABRICATORS TO TIE UP BUNDLES OF REBAR
- GOOD AS A MASONRY OR PRECAST REINFORCEMENT



REBAR – 20' LENGTHS

| SKU | SIZE | GRADE | LENGTH | QUANTITY | PALLET DEPOSIT |
|--------|------|-------|--------|-----------------|----------------|
| 050212 | #3 | 40 | 20 FT. | 266 PCS./ BNDL. | NONE |
| 050218 | #3 | 60 | 20 FT. | 266 PCS./BNDL. | NONE |
| 050224 | #4 | 40 | 20 FT. | 152 PCS./ BNDL. | NONE |
| 050236 | #4 | 60 | 20 FT. | 152 PCS./BNDL. | NONE |
| 050248 | #5 | 40 | 20 FT. | 96 PCS./ BNDL. | NONE |
| 050260 | #5 | 60 | 20 FT. | 96 PCS./BNDL. | NONE |
| 050278 | #6 | 60 | 20 FT. | 68 PCS./ BNDL. | NONE |
| 050284 | #7 | 60 | 20 FT. | 50 PCS./BNDL. | NONE |
| 050290 | #8 | 60 | 20 FT. | 38 PCS./ BNDL. | NONE |


- PIECE COUNTS MAY CHANGE DEPENDING ON MANUFACTURER



REBAR – 30' LENGTHS

| SKU | SIZE | GRADE | LENGTH | QUANTITY | PALLET DEPOSIT |
|--------|------|-------|--------|-----------------|----------------|
| 050242 | #4 | 60 | 30 FT. | 152 PCS./ BNDL. | NONE |
| 050266 | #5 | 60 | 30 FT. | 96 PCS./BNDL. | NONE |
| 050279 | #6 | 60 | 30 FT. | 68 PCS./ BNDL. | NONE |
| 050285 | #7 | 60 | 30 FT. | 56 PCS./BNDL. | NONE |
| 050293 | #8 | 60 | 30 FT. | 42 PCS./ BNDL. | NONE |

- PIECE COUNTS MAY CHANGE DEPENDING ON MANUFACTURER




REBAR SIZE
REBAR GRADE

HEAT NUMBER

IF A "MILL CERT" OR "MILL CERTIFICATION" IS REQUIRED FOR A BUILDING INSPECTOR, PLEASE CALL THE ORDER DESK WITH THE HEAT NUMBER AND WE CAN FAX YOU A COPY.

REBAR

REBAR SIZES

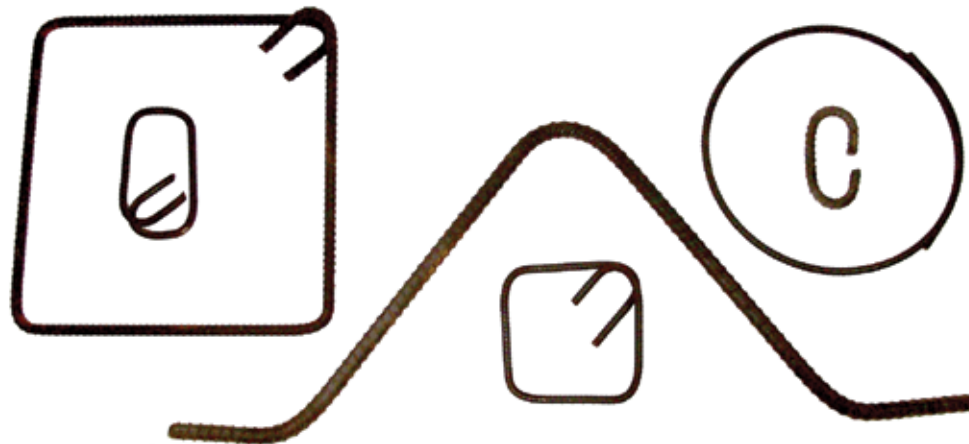


REBAR GRADES

The Grade of rebar is a measurement of the bar's tensile strength or resistance to flexing. The higher the bar's grade, the less flexibility the bar has.

| REBAR GRADE | CHARACTERISTICS |
|-------------|---|
| 40 Grade | Flexible - Used when rebar needs to be bent into custom shapes. |
| 60 Grade | Strong - Used when high strength is preferred over flexibility. |

WE DO CUSTOM REBAR FABRICATION!



ANGLES • HAIR PINS • SQUARES • CIRCLES • AND MORE!

CALL FOR A QUOTE!


ORDER NOW! 1-800-325-6851

REINFORCING MESH



MESH SHEETS (WIRE MESH, REINFORCING MESH)

| SKU | DESCRIPTION | SIZE | PALLET QUANTITY | DEPOSIT |
|--------|----------------------------|----------|-----------------|---------|
| 070709 | 6" x 6" #10 #10 MINI MAT | 4' x 7' | 200 PCS./BNDL. | \$10.00 |
| 070714 | 6" x 6" #10 #10 LIGHT MESH | 7' x 10' | 100 PCS./BNDL. | NONE |
| 070715 | 6" x 6" #10 #10 LIGHT MESH | 7' x 20' | 100 PCS./BNDL. | NONE |
| 070745 | 6" x 6" #6 #6 HEAVY MESH | 7' x 20' | 50 PCS./BNDL. | NONE |



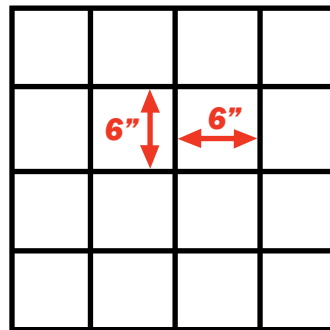
MESH ROLLS (WIRE MESH, REINFORCING MESH)

| SKU | DESCRIPTION | SIZE | PALLET QUANTITY | DEPOSIT |
|--------|----------------------------|-----------|-----------------|---------|
| 070727 | 6" x 6" #10 #10 LIGHT MESH | 7' x 200' | 9 ROLLS/PALLET | NONE |
| 070733 | 6" x 6" #10 #10 LIGHT MESH | 5' x 150' | 9 ROLLS/PALLET | NONE |
| 070739 | 6" x 6" #10 #10 LIGHT MESH | 5' x 50' | 12 ROLLS/PALLET | \$10.00 |

WELDED WIRE MESH

HERE IS WHAT THE NUMBERS MEAN:

6X6 #10 #10 IS A DESIGNATED MESH SIZE. THE "6X6" IS THE HORIZONTAL AND VERTICAL SPACING IN INCHES. THE "#10 #10" IS THE GAUGE OF WIRE. WIRE SIZE IS SOMETIMES GIVEN IN HUNDREDTHS OF A SQUARE INCH. WHAT IS CALLED 6X6 #10 #10 IS ALSO KNOWN AS 6X6 W1.4 W1.4. THE "W" STANDS FOR WIRE. IN OUR CATALOG WE REFER TO #10 GAUGE MESH AS LIGHT AND #6 GAUGE MESH AS HEAVY FOR EASY REFERENCE.



4 GAUGE
(W4.0)

6 GAUGE
(W2.9)

8 GAUGE
(W2.1)

10 GAUGE
(W1.4)



WE CAN MANUFACTURE WIRE MESH UP TO 8 FT. WIDE AND WE CAN CUT IT TO ANY LENGTH.

CALL FOR A QUOTE!

TIE WIRE

BLACK ANNEALED WIRE

| SKU | DESCRIPTION | SIZE | PALLET DEPOSIT |
|--------|----------------------------|--------------|----------------|
| 070863 | 9 GA. BLACK ANNEALED WIRE | 100 LB. COIL | NONE |
| 070866 | 12 GA. BLACK ANNEALED WIRE | 100 LB. COIL | NONE |

- **USED TO TIE OR BUNDLE REBAR**



TIE WIRE

| SKU | DESCRIPTION | CASE QUANTITY | PALLET QUANTITY | PALLET DEPOSIT |
|--------|-------------|---------------|-----------------|----------------|
| 070842 | TIE WIRE | 20 ROLLS/CASE | 24 CASES/PALLET | NONE |

- **USED TO TIE REBAR**



TIE WIRE REELS

| SKU | DESCRIPTION | QUANTITY | PALLET DEPOSIT |
|--------|-----------------------------|---------------|----------------|
| 621162 | PLASTIC TIE WIRE REEL | 12 REELS/CASE | NONE |
| 621166 | CAST ALUMINUM TIE WIRE REEL | 12 REELS/CASE | NONE |


- **A CONVENIENT TOOL FOR STORING AND DISPENSING WIRE IN THE FIELD**
- **STURDY DISPENSER HAS 2 BELT LOOPS**



BAR TIES (LOOP TIES)

| SKU | DESCRIPTION | QUANTITY | PALLET DEPOSIT |
|----------|-------------|------------------------------|----------------|
| 070847 | 4" BAR TIES | 5/1000-PIECE BUNDLES PER BAG | NONE |
| 070847.5 | 5" BAR TIES | 5/1000-PIECE BUNDLES PER BAG | NONE |
| 070848 | 6" BAR TIES | 5/1000-PIECE BUNDLES PER BAG | NONE |
| 070849 | 8" BAR TIES | 5/1000-PIECE BUNDLES PER BAG | NONE |

- **USED TO TIE REBAR**



TOOLS



MANUAL BAR TIE TOOL

| SKU | DESCRIPTION | QUANTITY | PALLET DEPOSIT |
|--------|---------------------|--------------|----------------|
| 621150 | MANUAL BAR TIE TOOL | 12 PCS./CASE | NONE |


- SAFELY AND EASILY TWISTS WIRE AND BAR TIES
- STEEL HOOK
- WOOD HANDLE



AUTO BAR TIE TOOL (YANKEE RATCHET)

| SKU | DESCRIPTION | QUANTITY | PALLET DEPOSIT |
|--------|-------------------|--------------|----------------|
| 621156 | AUTO BAR TIE TOOL | 12 PCS./CASE | NONE |

- SAFELY AND EASILY TWISTS WIRE AND BAR TIES
- AUTOMATIC SPRING RETURN
- COMFORT GRIP
- STEEL HOOK



STANDARD REBAR CUTTER/BENDER

| SKU | DESCRIPTION | PALLET DEPOSIT |
|--------|------------------------|----------------|
| 621100 | STANDARD CUTTER/BENDER | NONE |

- CAST IRON DESIGN
- CUTS AND BENDS REBAR UP TO 3/4"
- STEEL HANDLE
- WOOD BASE COMES STANDARD



OPEN FACE REBAR CUTTER/BENDER

| SKU | DESCRIPTION | PALLET DEPOSIT |
|--------|-------------------------|----------------|
| 621108 | OPEN FACE CUTTER/BENDER | NONE |

- CAST IRON DESIGN
- CUTS AND BENDS REBAR UP TO 5/8"
- STEEL HANDLE
- WOOD BASE COMES STANDARD
- OPEN FACE ALLOWS YOU TO USE BENDER IN TIGHT AREAS

TOOLS

OPEN FACE REBAR CUTTER/BENDER

| SKU | DESCRIPTION | PALLET DEPOSIT |
|--------|--------------------------------|----------------|
| 621112 | IMPORT OPEN FACE CUTTER/BENDER | NONE |

- **CAST IRON DESIGN**
- **CUTS AND BENDS REBAR UP TO 5/8"**
- **STEEL HANDLE**
- **OPEN FACE ALLOWS YOU TO USE BENDER IN TIGHT AREAS**



PORTABLE REBAR BENDER

| SKU | DESCRIPTION | PALLET DEPOSIT |
|--------|-----------------------|----------------|
| 621116 | PORTABLE REBAR BENDER | NONE |

- **HEAVY DUTY CAST HEAD**
- **BENDS REBAR UP TO 5/8"**
- **TUBE STEEL HANDLE**



MUSHROOM STYLE REBAR CAP

| SKU | DESCRIPTION | QUANTITY | PALLET DEPOSIT |
|--------|--------------------------|----------------|----------------|
| 621132 | MUSHROOM STYLE REBAR CAP | 100 PCS. / BAG | NONE |

- **FITS REBAR UP TO 1"**
- **HIGHLY VISIBLE IN THE FIELD**
- **MADE OF HIGH GRADE PLASTIC**



OSHA APPROVED REBAR CAPS

| SKU | DESCRIPTION | QUANTITY | PALLET DEPOSIT |
|--------|-----------------------|-----------------|----------------|
| 621136 | ROUND OSHA REBAR CAP | 100 PCS. / CASE | NONE |
| 621140 | SQUARE OSHA REBAR CAP | 100 PCS./CASE | NONE |

- **OSHA APPROVED**
- **BUILT-IN STEEL PLATE**
- **FITS REBAR UP TO 1"**
- **HIGHLY VISIBLE IN THE FIELD**



